



Sliding door system for universal cabinet constructions. **TopLine M**

# Creative versatility with flexible cabinet design options

## TopLine M



The new TopLine M sliding door system has been developed with the specific aim of making high-quality design possible for small-size cabinets in the RTA segment. With its discreet, unobtrusive runner profile, TopLine M provides the ideal basis for elegant design options featuring overlay doors.

The new TopLine M sliding door system makes it easy to change your production process from overlay hinged-door to modern overlay sliding door design. There's no simpler way: Instead of hinged-door applications, you can now produce designer-style sliding door furniture using the same cabinet construction.



# System-based sliding door fitting

## TopLine M



Using the top-running TopLine M, furniture manufacturers benefit from boundless design flexibility for overlay doors. Visually unobtrusive, the runner profile leaves all design options open – and the bottom guide profile provides a measure of flexibility too as it can be mounted in front of the bottom panel or below it.

The doors can be positioned one in front of the other leaving them completely flush. Spacers can be used for fitted projecting handle elements. Doors are aligned by means of elongated holes on the running component.

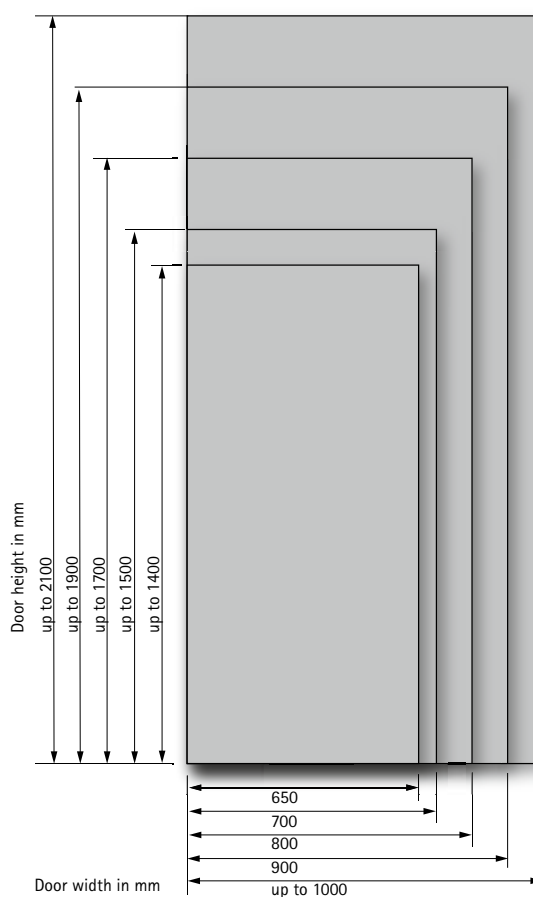
Hettich offers TopLine M sliding door fitting as an all-inclusive system. So when changing from hinged-door to sliding door unit, cabinet production remains exactly the same. In addition to running and guiding profile, cabinet connecting profiles, cabinet end profiles and door profiles are available too.



### Technical details in brief


- 2-track, top-running sliding door fitting
- Overlay door position
- Door weight up to 35 kg
- Door thickness up to 19 mm
- Door height up to 2100 mm
- Door width 650 to 1000 mm

Optimum sliding door performance is determined by door width, height and weight. TopLine M meets the Hettich quality standard, based on EN 15706, within the marked height/width ratio. In the door-closing test described in this standard, the door is accelerated with a tensile load of 2 kg and is required to withstand a defined number of closing cycles. Maximum door weight is 35 kg.





# Hettich and the environment: committed to responsible practice, active protection, innovative thinking.



Hettich takes a responsibility for the world we live in. This awareness defines the strict policy of environmental management we practise. Our environmental officer has taken personal responsibility for these aspects throughout the company group over a period of many years. In addition, a separate environment committee has been established for each production site. We regard statutory provisions as minimum requirements. At significant sites we also implement the stringent EMAS Directive. And we drive forward developments that in future will help to save even more raw materials and support the necessary endeavours towards sustainability.



## Hettich environmental management

Hettich started introducing effective environmental management systems under the stringent EMAS Regulation (currently: EC Regulation No. 761/2001, including EN ISO 14.001/2004) as long ago as 1996. This not only enables us to improve our environmental performance on a broad front but also achieve a high level of safety which, not least, also benefits our customers. This is why we also require our suppliers to meet the necessary minimum standards of environmental protection, industrial safety, health care and social welfare. The results achieved in the drawer-runner and drawer-system product segment at the Kirchlegern operation illustrate the impressive effects these measures have and verifiably demonstrate our tireless endeavours to translate words into action:

Relief to the environment between 1997 and 2008:

Specific water consumption:	56 per cent
Specific power consumption:	21 per cent
Specific heat consumption:	84 per cent
Specific CO <sub>2</sub> emissions:	29 per cent





## Hettich standard for product materials

Hettich underpins its commitment by applying an internal standard for product materials. This ensures that every product – from production to disposal – satisfies all environmental requirements. Products from Hettich come with a long life. Appropriately foresighted, our rigorous standards are formulated to ensure that international legislation is met as well. This provides a reliable basis for marketing furniture world-wide.



## Zero-energy building – Hettich Forum

The Hettich Forum building with its neutral energy balance is a shining example of future-proof building design. Photovoltaic panels and solar collection system providing hot water as well as extensive roof greening and use of rain water underscore this building's overall sustainability concept in just the same way as the broad use of cellulose insulation material from recycled newspapers, highly efficient heat recovery and the bulb-free lighting concept do.

With the Hettich Group having acquired European Commission GreenBuilding Partner status on 5 March 2009, the comprehensive approach demonstrated by the Hettich Forum has also convinced the adjudicating panel of the national "Green Building Award 2009". Hettich received the first prize to be presented in the "New Building" category.

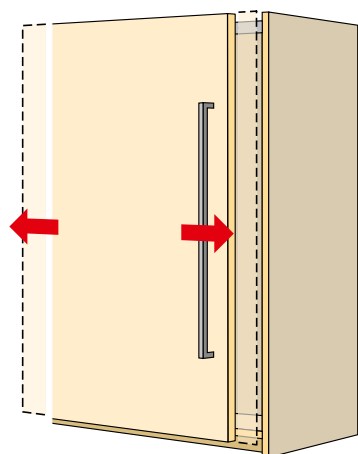
The TopLine M sliding door system is constantly monitored for quality. The varying quality standards demanded by different markets and segments are each taken into account. The diagrams below show examples of some of the testing processes and what they involve.

### Quality criteria

- Life cycle test over 20,000 cycles
- Closing test with a tensile load of 2 kg
- Lift-out test with 150 N
- Load test in horizontal direction with 250 N

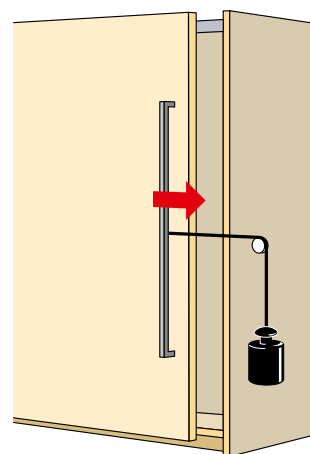
#### Life cycle test

The door is required to withstand a specific number of opening and closing cycles at a defined speed.



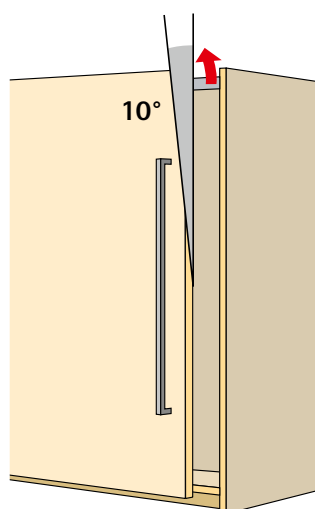
#### Closing test

The door is required to withstand a specific number of closing cycles performed under a defined tensile load.



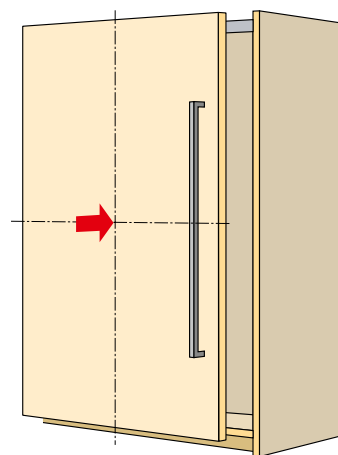
#### Lift-out test

The door is pulled up and forwards at an angle with a defined force and must neither come off or fall out of the cabinet.



#### Horizontal safety test

Pressure is applied to the middle of the door with a defined force. The door must neither come off or fall out of the cabinet.



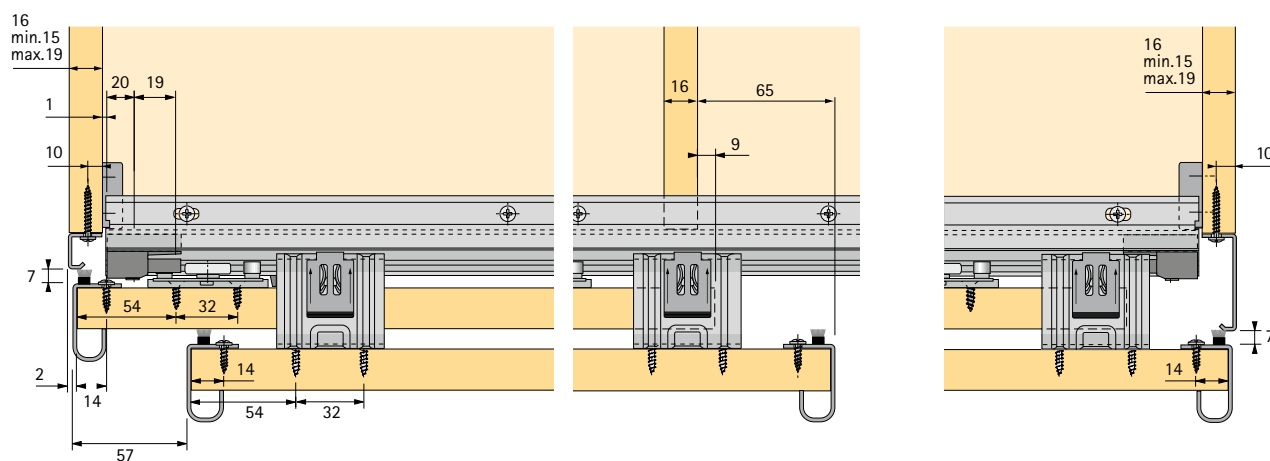
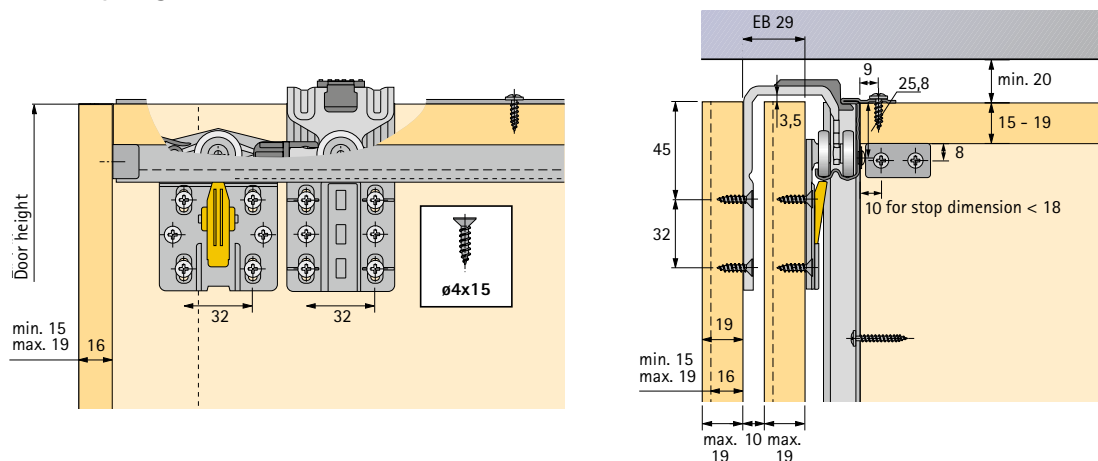


# Sliding door system TopLine M

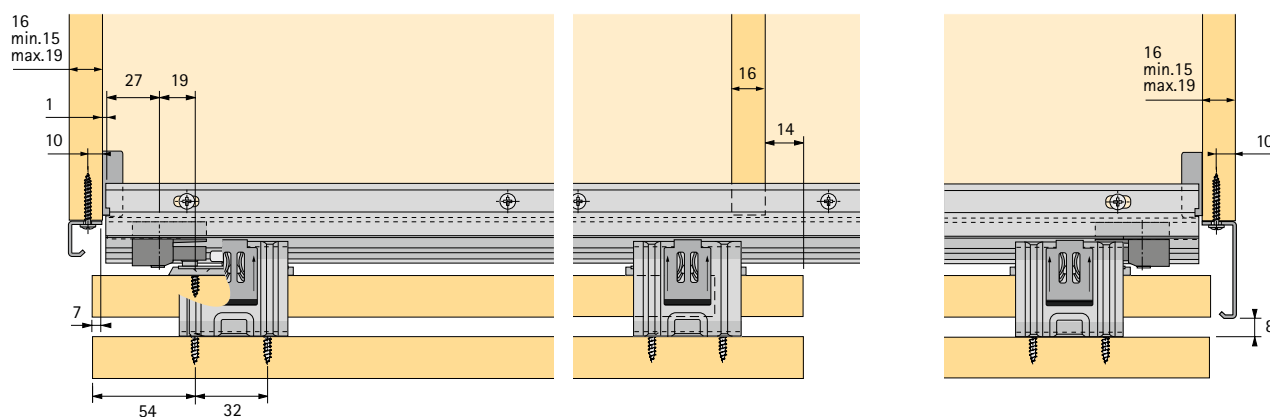
## Installation in front of top panel

### Fitting situation for running and guiding components

#### Offset opening



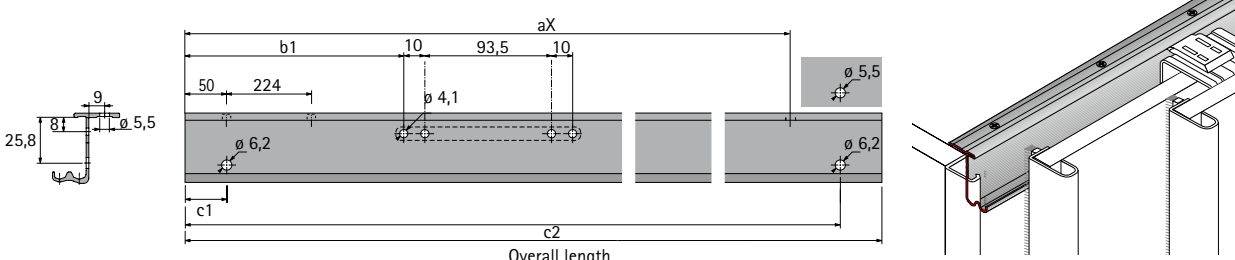
#### Flush opening



# Sliding door system TopLine M

## Installation in front of top panel

### Information on ordering running profiles and running components

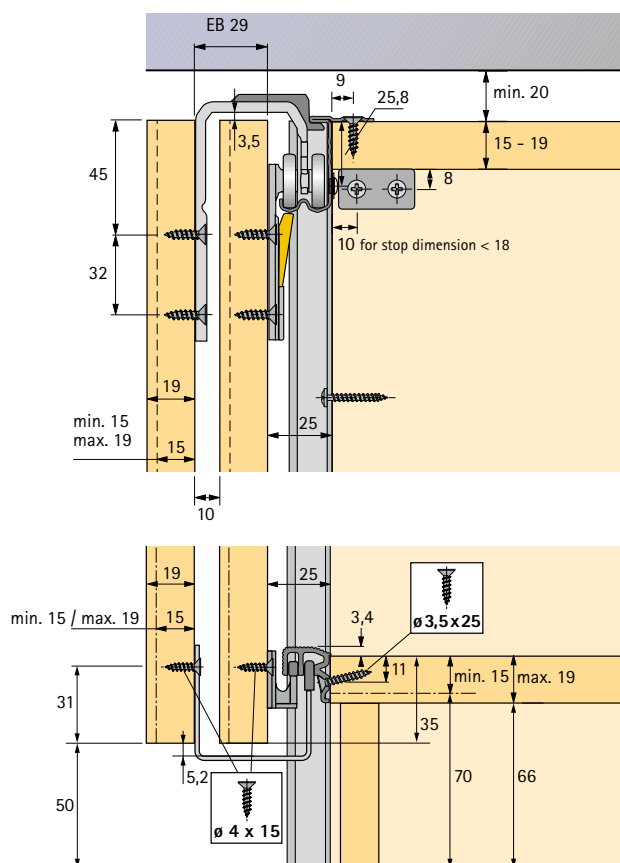
Article	Material	Order no.	PU*	Min. qty.*	Quantity a)*	Quantity b)*
<b>TopLine M running profile</b> · Any length on request	Steel	LA 10160	50	100		
	Aluminium silver	LA 10320	50	100		
						
<b>TopLine M running component for front-most door</b> · With toolless lift-off guard · Plastic rollers · Galvanised steel		9 105 096	100	100	2	2
<b>TopLine M running component for rear-most door</b> · With toolless lift-off guard · Plastic rollers · Plastic grey		9 105 097	400	400	2	4
<b>Support block for running profile</b> · Attachment by $\varnothing 3.5$ mm wood-screws · Plastic grey		9 021 208	1000	1000	2	2
<b>End stop for running profile</b> · Attachment by special $\varnothing 4 \times 14$ mm screw, see below · Plastic grey		9 105 432	1000	1000	2	2
<b>Special <math>\varnothing 4 \times 14</math> mm screw</b> · For attaching the end stop · Galvanised steel		9 105 577	1000	1000	2	2
<b>Spacers</b> · Attachment by $\varnothing 4$ mm x 15 mm wood-screw · Plastic grey		9 105 356	1000	1000	1 optional	2 optional
<b>TopLine M centre stop</b> · For front-most door · Attachment by $\varnothing 3.5$ mm x 25 mm wood-screw · Plastic grey		9 127 012	1000	1000	-	1

\* PU = packaging unit    Min. qty.= minimum quantity  
 a) Quantity required for 2-door cabinet  
 b) Quantity required for 3-door cabinet

# Sliding door system TopLine M

## Installation in front of bottom panel

## Fitting situation and information on ordering guiding profiles, guiding components



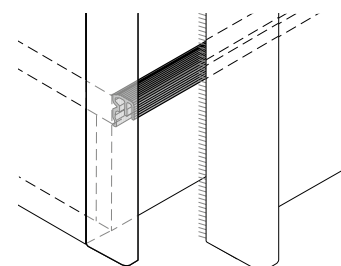
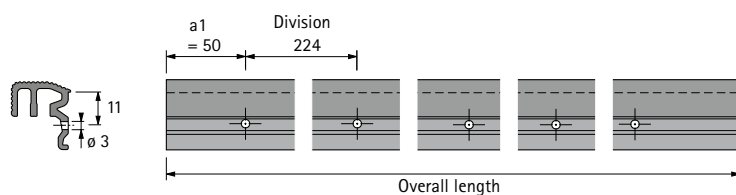
Order no.	PU*	Min. qty.*	Quantity a)*	Quantity b)*
-----------	-----	------------	--------------	--------------

### Guiding profile STB 16.1

- Profile positioned **in front** of the bottom panel
- Any length on request
- Plastic grey



LA 10165	50	100	1	1
----------	----	-----	---	---



### Guiding component STB 16.1 for front-most door

- Profile positioned in front of the bottom panel
- Galvanised steel



9 105 098	50	200	2	2
-----------	----	-----	---	---

### Guiding component STB 16.1 for rear-most door

- Profile positioned in front of the bottom panel
- Plastic grey



9 105 350	1000	1000	2	4
-----------	------	------	---	---


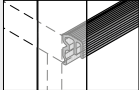
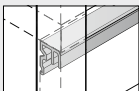

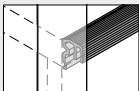
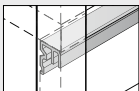




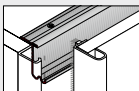
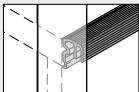
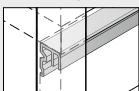
# Sliding door system TopLine M

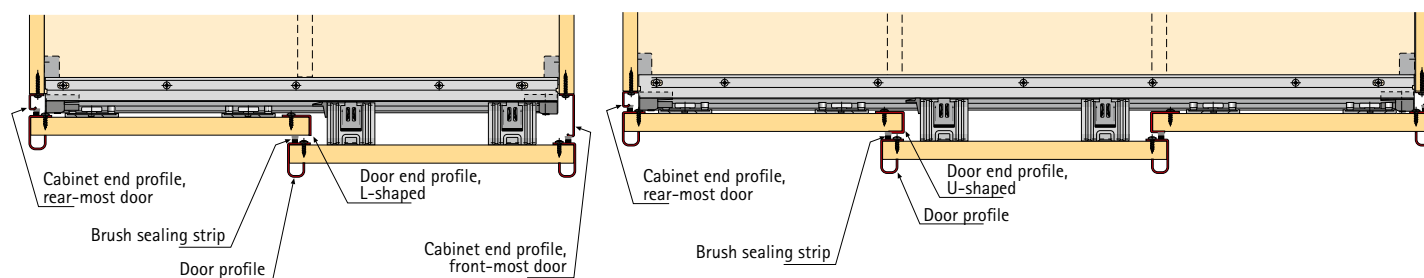
## Installation in front of the top panel

### Information on ordering sets, running and guiding profiles

		Set content	Order no. Standard	Order no. For challenging climatic conditions
Components for 2-door cabinets 	For guiding profile in front of bottom panel (=STB 16.1) 	2 x running component for front-most door 2 x running component for rear-most door 2 x guiding component for front-most door	<b>9 133 612</b>	<b>9 130 735</b>
	For guiding profile below bottom panel (=STB 16.2) 	2 x guiding component for rear-most door (included in hardware bag) 1 x hardware bag 1 x bag of screws	<b>9 133 641</b>	
Components for 3-door cabinets 	For guiding profile in front of bottom panel (=STB 16.1) 	2 x running component for front-most door 4 x running component for rear-most door 2 x guiding component for front-most door	<b>9 129 577</b>	<b>9 133 586</b>
	For guiding profile below bot- tom panel (=STB 16.2) 	4 x guiding component for rear-most door (included in hardware bag) 1 x hardware bag 1 x bag of screws	<b>9 133 642</b>	

#### Additional running and guiding profiles (not included in sets)

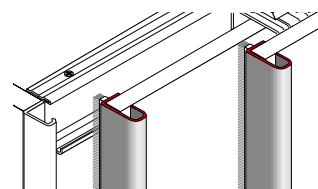
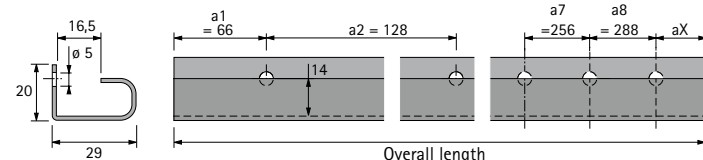
		Material	Order no.	
Running profiles		Steel	<b>LA 10160</b>	
		Aluminium silver	<b>LA 10320</b>	
Guiding profiles	Guiding profile in front of bottom panel (=STB 16.1) 	Plastic grey	<b>LA 10165</b>	
	Guiding profile below bottom panel (=STB 16.2) 	Plastic grey	<b>LA 10166</b>	



Article	Material	Order no.	PU*	Min. qty.*	Quantity a)*	Quantity b)*
---------	----------	-----------	-----	------------	--------------	--------------

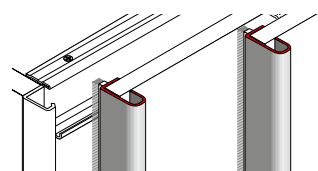
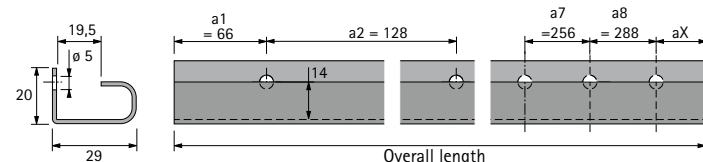
### Door profile

- For door thicknesses of 15-16 mm
- Any length on request
- Steel silver (with protection foil)
- Aluminium silver



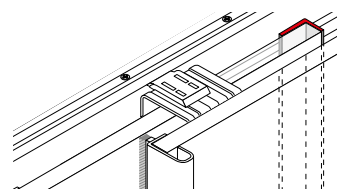
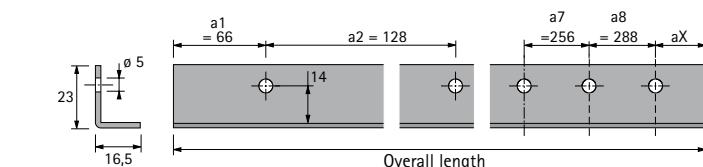
### Door profile

- For door thicknesses of 18-19 mm
- Any length on request
- Steel silver (with protection foil)
- Aluminium silver



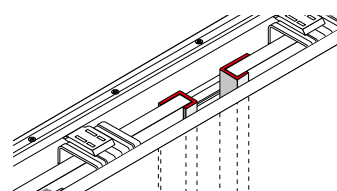
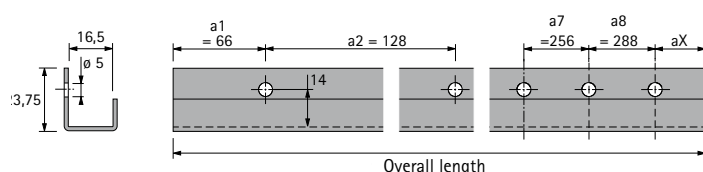
### Door end profile, L-shaped

- For door thicknesses of 15-16 mm
- Any length on request
- Galvanised steel
- Aluminium silver



### Door end profile, U-shaped

- For door thicknesses of 15-16 mm
- Any length on request
- Steel silver (with protection foil)
- Aluminium silver







Hettich Marketing-  
und Vertriebs GmbH & Co. KG  
Vahrenkampstrasse 12-16  
32278 Kirchlegern  
Germany

Phone +49 5223 77-0  
Fax +49 5223 77-1948  
[info@de.hettich.com](mailto:info@de.hettich.com)  
[www.hettich.com](http://www.hettich.com)

1112-036\_TLM\_0112\_HMW/en



Technik für Möbel

